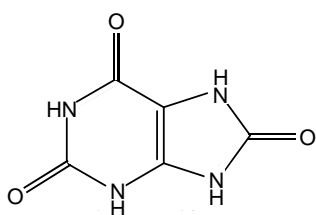


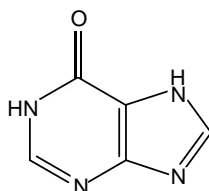
アロプリノール代謝物

Allopurinol and its metabolites

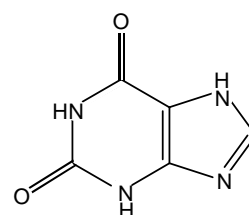
アロプリノール及びヒポキサンチンの代謝物を、CAPCELL PAK ADME S5 (2.1 mm i.d. x 150 mm) を用いた分析例を示します。良好なピーク形状で、充分な分離が得られています。



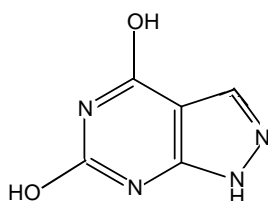
1. 尿酸 (200 µg/mL)
Uric acid (M.W. 168.1)



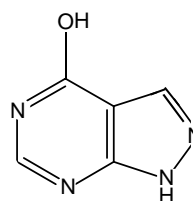
2. ヒポキサンチン (50 µg/mL)
Hypoxanthine (M.W. 136.1)



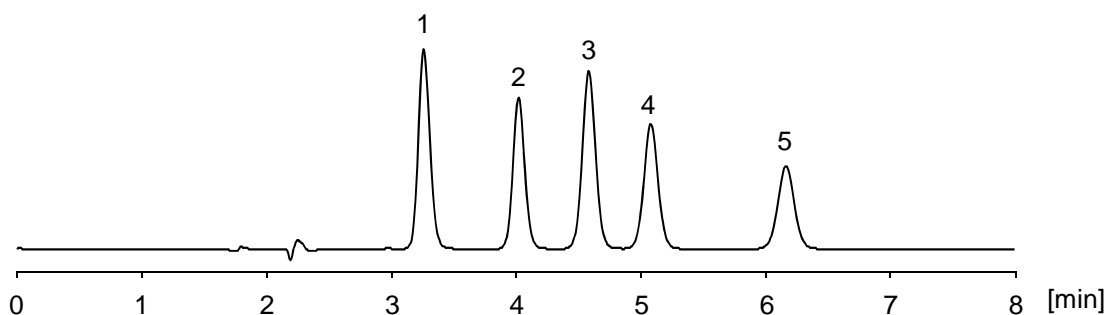
3. キサンチン (100 µg/mL)
Xanthine (M.W. 152.1)



4. オキシプリノール (100 µg/mL)
Oxipurinol (M.W. 152.0)



5. アロプリノール (50 µg/mL)
Allopurinol (M.W. 136.1)



【HPLC Conditions】

Column	: CAPCELL PAK ADME S5 ; 2.1 mm i.d. x 150 mm
Mobile phase	: 0.1 vol% HCOOH, H ₂ O / CH ₃ OH = 95 / 5
Flow rate	: 200 µL/min
Temperature	: 40 °C
Detection	: UV 254 nm
Inj. vol.	: 1 µL
Sample dissolved in	: Each compound was separately dissolved in 0.5 % ammonia solution at 1 mg/mL, and diluted with mobile phase.
	※ 1 µg/mL = 1 ppm