

【HPLC Conditions】

Column : CAPCELL PAK C₁₈ MGII S5 ; 4.6 mm i.d. x 150 mm

Mobile phase : A) 0.1 vol% HCOOH, (B) 0.085 vol% HCOOH in CH₃CN
B 10 % (0.0 min) -> 100 % (15.0 min) -> 100 % (20.0 min) ->
10 % (20.1 min) -> 10 % (30.0 min) Gradient

Flow rate : 1 mL/min

Temperature : 40 °C

Detection : UV 220 nm (Peaks 2, 3, and 4 can be observed at 295 nm, too.)

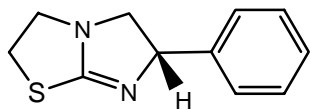
Inj. vol. : 10 µL

Sample dissolved in : Four 1000-ppm solutions were prepared by dissolving levamisole in methanol, and other compounds in *N,N*-dimethylformamide (DMF). 100 µL of levamisole, 50 µL of thiabendazole, 20 µL of fenbendazole, and 20 µL of triclabendazole solutions were mixed together. DMF was added to the mixture to make it 1 mL.

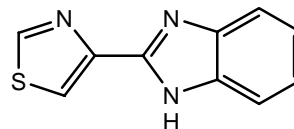
※ 1 µg/mL = 1 ppm

【References】

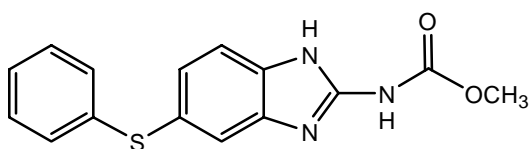
1) Bunseki 2004, 9, The Japan Society for Analytical Chemistry



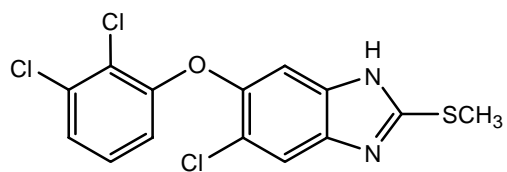
1. Levamisole



2. Thiabendazole



3. Fenbendazole



4. Triclabendazole