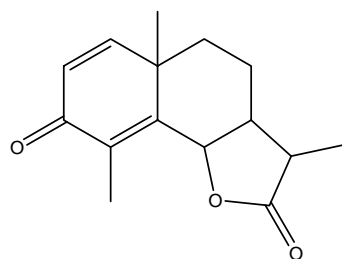
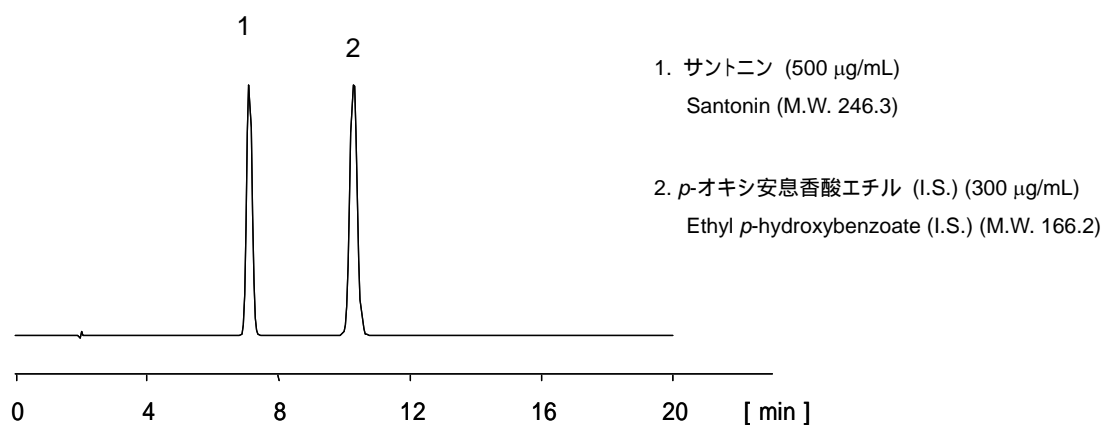


サントニン

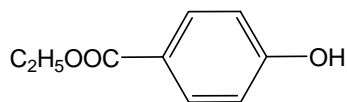
Santonin

日本薬局方におけるカラム選定条件は、「サントニン，内標準物質の順に溶出し，その分離度が2.5以上あるものを用いる」と定められています．CAPCELL PAK C₁₈ MGII では分離度8.8 と良好な分離が得られました．

The Japanese Pharmacopoeia requires a column to elute compounds in the order of santonin and its internal standard, with a resolution value of 2.5 or greater between the two compounds. CAPCELL PAK C₁₈ MGII showed a resolution of 8.8.



1. Santonin



2. Ethyl *p*-hydroxybenzoate

[HPLC Conditions]

Column : CAPCELL PAK C₁₈ MGII S5 ; 4.6 mm i.d. x 150 mm
Mobile phase : H₂O / CH₃OH = 50 / 50
Flow rate : 0.9 mL/min
Temperature : 25 °C
Detection : UV 254 nm
Inj. vol. : 1 µL
Sample dissolved in : 5 mL of santonin solution (1 mg/mL in methanol) and 3 mL of ethyl *p*-hydroxybenzoate (1 mg/mL in ethanol) were mixed together, and diluted to 10 mL with ethanol.
1 µg/mL = 1 ppm